

---

2002 KENTUCKY HIGH SCHOOL ATHLETIC ASSOCIATION  
BOYS' SWEET SIXTEEN® STATE BASKETBALL TOURNAMENT

---

March 13-16 • Rupp Arena • Lexington

---



---

Thursday, March 14  
Session 4 - Game 1

Owensboro Red Devils  
vs.  
North Hardin Trojans

*FINAL GAME STATS*



---

**IT'S SHOWTIME!**

---

**2002 KHSAA BOYS' SWEET 16 - Game Box Score**  
**Owensboro Red Devils vs. North Hardin High School Trojans**

**Date: 03/14/2002 Time: 7:00 pm Site: Rupp Arena-Lexington, KY Attendance: Unknown**

Visitors: North Hardin High School Trojans																
##	Name	P	FG	3 Pt	FT	PTS	ORB	DRB	TR	PF	AST	TO	BS	ST	MIN	
3	* Larry Fox	G	5/9	2/4	5/10	17	0	1	1	2	2	3	0	1	28:44	
4	Jeff Jordan														DNP	
12	Greg Hampton														DNP	
14	Zack Emdee														DNP	
15	Maurice Sanders		0/0	0/0	0/0	0	0	1	1	0	0	0	0	0	0:28	
22	Eric Williams		0/0	0/0	0/0	0	0	1	1	1	0	0	0	0	4:15	
23	* Quinton Smith	G	4/15	1/8	2/2	11	1	3	4	1	3	3	0	1	32:00	
32	Eric Johnson														DNP	
34	Demetrius Guions		4/6	0/0	1/1	9	4	1	5	0	0	1	1	2	24:37	
35	* Andre Woodson	F	6/11	0/3	2/2	14	2	9	11	2	1	3	1	1	25:29	
40	* Jarius Sykes	F	4/6	0/0	1/1	9	4	2	6	0	1	1	0	1	14:25	
42	K. B. Fulks		1/1	0/0	0/2	2	1	1	2	1	0	1	0	0	8:42	
45	* Matt DeMasters	C	1/2	0/0	0/2	2	2	1	3	4	1	0	0	0	21:20	
33	Freddie Jackson														DNP	
	Team						0	1	1							
	<b>Totals</b>		<b>25/50</b>	<b>3/15</b>	<b>11/20</b>	<b>64</b>	<b>14</b>	<b>21</b>	<b>35</b>	<b>11</b>	<b>8</b>	<b>12</b>	<b>2</b>	<b>6</b>	<b>160</b>	

<b>Total FG</b>	1st Half	13/28	46.4%	2nd Half	12/22	54.5%	Game	25/50	50.0%
<b>3 PT FG</b>	1st Half	2/10	20.0%	2nd Half	1/5	20.0%	Game	3/15	20.0%
<b>Free Throws</b>	1st Half	3/6	50.0%	2nd Half	8/14	57.1%	Game	11/20	55.0%

Home: Owensboro Red Devils																
##	Name	P	FG	3 Pt	FT	PTS	ORB	DRB	TR	PF	AST	TO	BS	ST	MIN	
3	* Darryl Hunter	G	3/13	2/7	0/0	8	2	2	4	3	0	3	0	2	32:00	
4	Clay Durham														DNP	
5	Michael Winstead														DNP	
10	* Buddy Hinton	G	2/8	2/5	1/2	7	0	4	4	4	1	1	0	2	32:00	
11	* Armund Taylor	G	6/13	0/4	5/6	17	1	3	4	4	3	1	0	2	27:39	
21	* Jordan Sulkers	F	0/0	0/0	1/4	1	0	0	0	2	0	4	0	0	11:34	
22	Kalin Mutter														DNP	
23	Rudy Eldridge		0/2	0/1	0/0	0	0	0	0	2	0	2	0	1	24:47	
24	Daszmine Thruston														DNP	
25	Will Richard														DNP	
30	Jamar Durr														DNP	
33	* DeAndre Burnett	F	7/11	2/6	0/0	16	1	3	4	2	3	2	0	0	32:00	
43	Marcus Seaton														DNP	
44	Jared Mayfield														DNP	
15	Julius Maddox														DNP	
	Team						6	1	7							
	<b>Totals</b>		<b>18/47</b>	<b>6/23</b>	<b>7/12</b>	<b>49</b>	<b>10</b>	<b>13</b>	<b>23</b>	<b>17</b>	<b>7</b>	<b>13</b>	<b>0</b>	<b>7</b>	<b>160</b>	

<b>Total FG</b>	1st Half	8/19	42.1%	2nd Half	10/28	35.7%	Game	18/47	38.3%
<b>3 PT FG</b>	1st Half	4/10	40.0%	2nd Half	2/13	15.4%	Game	6/23	26.1%
<b>Free Throws</b>	1st Half	5/6	83.3%	2nd Half	2/6	33.3%	Game	7/12	58.3%

	NoHar	Oboro		NoHar	Oboro		NoHar	Oboro
Free Throw Pts	11	7	3Pt Points	9	18	Pts/Possession	0.82	0.67
Pts off Turnovers	17	10	2nd Chance Points	14	0	Pts off Bench	11	0
Total Rebounds	35	23	Team Rebounds	1	7	Dead Ball Reb	5	4
Off Rebound %	51.9	32.3	Def Rebound %	67.7	48.1	Total Rebound %	60.3	39.7
Technical Fouls	NoHar	None						
	Oboro	None						
Officials	Charlie Chappie, Bob Craft, Jerry Hurley							

	Qtr 1	Qtr 2	Qtr 3	Qtr 4	OT 1	OT 2	OT 3	OT 4	Total
<b>North Hardin High School Trojans</b>	17	14	18	15	0	0	0	0	<b>64</b>
<b>Owensboro Red Devils</b>	10	15	8	16	0	0	0	0	<b>49</b>

Name	Action	Action	Score	Clock	Diff	Name	Action	Action
3 D Hunter	Start Game					3 L Fox	Start Game	
10 B Hinton	Start Game					23 Q Smith	Start Game	
11 A Taylor	Start Game					35 A Woodson	Start Game	
21 J Sulkers	Start Game					40 J Sykes	Start Game	
33 D Burnett	Start Game					45 M DeMasters	Start Game	
D Burnett	Jump Ball Loss			1 7:59		A Woodson	Jump Ball Win	
A Taylor	Turnover	(Fumble)	0-2	1 7:42	-2	J Sykes	FG Made	
D Burnett	3Pt Attempt	A Taylor Off Reb		1 7:30				
A Taylor	FG Attempt		0-4	1 7:22	-4	J Sykes	FG Made	
Oboro	Def Rebound	(Dead Ball Reb)		1 6:54				
J Sulkers	Turnover			1 6:47		A Woodson	Def Rebound	
Oboro	Def Rebound			1 6:36		M DeMasters	FG Attempt	
A Taylor	Layup Made			1 6:33		A Woodson	Personal Foul	
B Hinton	Steal			1 6:16		J Sykes	Steal	
B Hinton	Layup Att	Oboro Off Reb		1 6:07		Q Smith	3Pt Attempt	
D Burnett	3Pt Attempt			1 5:54	-2			
A Taylor	Def Rebound			1 5:36		A Woodson	Turnover	
J Sulkers	Turnover	(Traveling)		1 5:35				
J Sulkers	Personal Foul			1 5:34		A Woodson	Block	
D Hunter	Def Rebound			1 5:32		A Woodson	Def Rebound	
D Hunter	Turnover			1 5:18		L Fox	FG Attempt	
D Hunter	Turnover			1 5:07				
D Hunter	Def Rebound			1 4:51		A Woodson	3Pt Attempt	Q Smith Off Reb
D Hunter	Turnover			1 4:50		Q Smith	Putback Att	NoHar Deadball Reb
A Taylor	Personal Foul			1 4:49				
J Sulkers	Personal Foul			1 4:43		L Fox	3Pt Attempt	
R Eldridge	Enter Game	for J Sulkers		1 4:37		L Fox	Steal	
R Eldridge	FG Attempt			1 4:35				
R Eldridge	FG Attempt		2-5	1 4:26	-3	L Fox	FT Attempt	NoHar Deadball Reb
B Hinton	3Pt Attempt			1 4:26		L Fox	FT Made	
D Burnett	FG Made			1 4:05		A Woodson	Def Rebound	
D Burnett	Turnover	(Traveling)		1 4:00		Q Smith	Turnover	(Bad Pass)
D Burnett	Turnover			1 3:50		Q Smith	Def Rebound	
D Burnett	Turnover			1 3:44	-5	A Woodson	Layup Made	Q Smith Assist
D Burnett	Turnover			1 3:08	-3			
D Burnett	Turnover			1 2:49	-6	Q Smith	3Pt Made	
D Hunter	3Pt Made			1 2:34				
D Hunter	3Pt Made			1 2:34		D Guions	Enter Game	for M DeMasters
D Hunter	3Pt Made			1 2:18		L Fox	Turnover	(Traveling)
D Hunter	3Pt Made	D Burnett Assist		1 2:02	-3	J Sykes	FG Attempt	J Sykes Off Reb
D Hunter	3Pt Made			1 1:49		A Woodson	FG Made	J Sykes Assist
D Hunter	3Pt Made			1 1:45	-5			
D Hunter	3Pt Made			1 1:27	-2	Q Smith	3Pt Attempt	D Guions Off Reb
D Hunter	3Pt Made			1 1:14		D Guions	Putback Made	
D Hunter	3Pt Made			1 1:11	-4	L Fox	Personal Foul	
D Hunter	3Pt Made			1 1:03		E Williams	Enter Game	for L Fox
D Hunter	3Pt Made			1 1:03		A Woodson	Def Rebound	
D Hunter	3Pt Made			1 0:57		Q Smith	3Pt Attempt	J Sykes Off Reb
D Hunter	3Pt Made			1 0:34		J Sykes	Putback Att	D Guions Off Reb
D Hunter	3Pt Made			1 0:32		D Guions	Putback Made	
D Hunter	3Pt Made			1 0:28	-6			
D Hunter	3Pt Made			1 0:28		K B Fulks	Enter Game	for A Woodson
D Hunter	3Pt Made			1 0:28		M Sanders	Enter Game	for J Sykes
D Hunter	3Pt Made			1 0:28		D Guions	FT Made	
D Hunter	3Pt Made			1 0:28		M Sanders	Def Rebound	
D Hunter	3Pt Made			1 0:03				

End of Period Summary Red Devils 10 Trojans 17

Largest Lead: Red Devils 10 Trojans 17 (7 pts)  
 Lead in Period: Red Devils 10 Trojans 17 (7 pts)  
 5 for 3 oppo pts  
 2 for 0 pts  
 4/12 for 33.3 %

Turnovers  
 2nd Chances  
 Field Goals

Lead Changes: 0 Ties: 0  
 Lead Changes: 0 Ties: 0 (this period)  
 3 for 3 oppo pts  
 5 for 7 pts  
 7/17 for 41.2 %

**2002 KHSAA BOYS' SWEET 16 - Play by Play Report - Period: 2 (pg 1)**  
**Owensboro Red Devils vs. North Hardin High School Trojans**  
**Date: 03/14/2002 Time: 7:00 pm Site: Rupp Arena-Lexington, KY Attendance:**

Name	Action	Action	Score	Clock	Diff	Name	Action	Action
				2 8:00		M Sanders	Leave Game	
				2 8:00		E Williams	Leave Game	
				2 8:00		Q Smith	Leave Game	
				2 8:00		D Guions	Leave Game	
				2 8:00		L Fox	Enter Game	for K B Fulks
				2 8:00		M DeMasters	Enter game	
				2 8:00		J Sykes	Enter game	
				2 8:00		A Woodson	Enter game	
				2 8:00		Q Smith	Enter game	
D Burnett	FG Made		12-17	2 7:44 -5				
A Taylor	Def Rebound			2 7:17		Q Smith	3Pt Attempt	
D Hunter	Layup Made	A Taylor Assist	14-17	2 7:12 -3				
				2 6:49		A Woodson	FG Attempt	M DeMasters Off Reb
B Hinton	Personal Foul			2 6:47				
				2 6:47		M DeMasters	FT Attempt	NoHar Deadball Reb
				2 6:47		M DeMasters	FT Attempt	A Woodson Off Reb
				2 6:41		L Fox	3Pt Attempt	J Sykes Off Reb
			14-19	2 6:33 -5		J Sykes	FG Made	A Woodson Assist
A Taylor	Personal Foul		14-20	2 6:33 -6		J Sykes	FT Made	
B Hinton	3Pt Made	D Burnett Assist	17-20	2 6:20 -3				
				2 6:03		J Sykes	Turnover	(Bad Pass)
A Taylor	Steal			2 6:03				
				2 6:03		A Woodson	Personal Foul	
				2 6:03		D Guions	Enter Game	for A Woodson
D Burnett	3Pt Made		20-20	2 5:40 (T1)				
				2 5:15		L Fox	Turnover	(Bad Pass)
				2 5:12		NoHar	20 Sec Time Out	
D Hunter	3Pt Attempt			2 4:33		J Sykes	Def Rebound	
A Taylor	Def Rebound			2 4:19		D Guions	Layup Att	
				2 4:13		M DeMasters	Personal Foul	
				2 4:13		K B Fulks	Enter Game	for M DeMasters
A Taylor	FT Made		21-20	2 4:13 +1 (L1)				
A Taylor	FT Made		22-20	2 4:13 +2				
			22-22	2 3:53 (T2)		L Fox	FG Made	
				2 3:33		L Fox	Personal Foul	
D Hunter	Turnover			2 3:13				
			22-24	2 3:08 -2 (L2)		D Guions	Layup Made	Q Smith Assist
D Burnett	3Pt Attempt			2 2:44		D Guions	Def Rebound	
			22-27	2 2:35 -5		L Fox	3Pt Made	
				2 2:13		K B Fulks	Personal Foul	
				2 2:13		E Williams	Enter Game	for L Fox
B Hinton	FT Attempt	Oboro Deadball Reb		2 2:13				
B Hinton	FT Made		23-27	2 2:13 -4				
			23-29	2 2:03 -6		Q Smith	FG Made	
B Hinton	3Pt Attempt			2 1:38		D Guions	Block	J Sykes Def Reb
				2 1:15		Q Smith	3Pt Attempt	J Sykes Off Reb
			23-31	2 1:13 -8		J Sykes	Putback Made	
				2 1:07		M DeMasters	Enter Game	for J Sykes
A Taylor	FT Made		24-31	2 0:53 -7		E Williams	Personal Foul	
A Taylor	FT Made		25-31	2 0:53 -6				
				2 0:04		Q Smith	Turnover	(Bad Pass)
A Taylor	Steal			2 0:02				

**End of Period Summary Red Devils 25 Trojans 31**

**Largest Lead: Red Devils 23 Trojans 31 (8 pts)**

**Lead in Period: Red Devils 23 Trojans 31 (8 pts)**

**1 for 2 oppo pts**

**0 for 0 pts**

**4/7 for 57.1 %**

**5/6 for 83.3 %**

**Turnovers**

**2nd Chances**

**Field Goals**

**Free Throws**

**Lead Changes: 2 Ties: 2**

**Lead Changes: 2 Ties: 2 (this period)**

**3 for 3 oppo pts**

**4 for 5 pts**

**6/11 for 54.5 %**

**1/3 for 33.3 %**



**2002 KHSAA BOYS' SWEET 16 - Play by Play Report - Period: 3 (pg 1)**  
**Owensboro Red Devils vs. North Hardin High School Trojans**  
**Date: 03/14/2002 Time: 7:00 pm Site: Rupp Arena-Lexington, KY Attendance:**

Name	Action	Action	Score	Clock	Diff	Name	Action	Action
				3 8:00		E Williams	Leave Game	
				3 8:00		Q Smith	Leave Game	
				3 8:00		D Guions	Leave Game	
				3 8:00		K B Fulks	Leave Game	
				3 8:00		L Fox	Enter Game	for M DeMasters
				3 8:00		Q Smith	Enter game	
				3 8:00		D Guions	Enter game	
				3 8:00		A Woodson	Enter game	
				3 8:00		M DeMasters	Enter game	
D Hunter	Leave Game			3 8:00				
B Hinton	Leave Game			3 8:00				
A Taylor	Leave Game			3 8:00				
R Eldridge	Leave Game			3 8:00				
D Hunter	Enter Game	for D Burnett		3 8:00				
B Hinton	Enter game			3 8:00				
A Taylor	Enter game			3 8:00				
J Sulkers	Enter game			3 8:00				
D Burnett	Enter game			3 8:00				
				3 7:44		Q Smith	3Pt Attempt	D Guions Off Reb
				3 7:41		D Guions	Putback Att	A Woodson Off Reb
				3 7:35		A Woodson	Turnover	(Bad Pass)
D Hunter	Layup Att	Oboro Off Reb		3 7:31				
				3 7:20		M DeMasters	Personal Foul	
J Sulkers	FT Attempt	Oboro Deadball Reb		3 7:20				
J Sulkers	FT Attempt			3 7:20		A Woodson	Def Rebound	
B Hinton	Def Rebound			3 7:06		A Woodson	FG Attempt	
D Hunter	Turnover			3 6:39				
			25-33	3 6:38		D Guions	Steal	
				3 6:32	-8	L Fox	Layup Made	
J Sulkers	Turnover			3 6:15				
				3 6:14		Q Smith	Steal	
			25-35	3 6:06	-10	A Woodson	FG Made	
A Taylor	3Pt Attempt	D Hunter Off Reb		3 5:50				
D Hunter	FG Attempt			3 5:46		A Woodson	Def Rebound	
B Hinton	Def Rebound			3 5:32		L Fox	FG Attempt	
J Sulkers	Turnover			3 5:20				
				3 5:19		D Guions	Steal	
				3 5:09		A Woodson	3Pt Attempt	NoHar Deadball Reb
A Taylor	Personal Foul			3 5:08				
Oboro	20 Sec Time Out			3 5:08				
				3 5:00		Q Smith	3Pt Attempt	M DeMasters Off Reb
D Hunter	Personal Foul			3 4:59				
			25-37	3 4:51	-12	D Guions	FG Made	L Fox Assist
D Burnett	FG Made		27-37	3 4:30	-10			
A Taylor	Personal Foul			3 4:21				
R Eldridge	Enter Game	for A Taylor		3 4:21				
			27-38	3 4:21	-11	L Fox	FT Made	
			27-39	3 4:21	-12	L Fox	FT Made	
B Hinton	3Pt Attempt	Oboro Off Reb		3 4:06				
D Burnett	3Pt Attempt	D Burnett Off Reb		3 3:48				
D Burnett	Offensive Foul			3 3:44				
D Burnett	Turnover			3 3:44				
				3 3:37		M DeMasters	Charge Taken	
				3 3:33		A Woodson	Turnover	(Bad Pass)
D Hunter	Steal			3 3:31				
D Hunter	3Pt Attempt			3 3:25		M DeMasters	Def Rebound	
			27-41	3 3:11	-14	A Woodson	FG Made	Q Smith Assist
R Eldridge	Turnover			3 2:57				
				3 2:56		A Woodson	Steal	
B Hinton	Personal Foul			3 2:54				
Oboro	Time Out			3 2:54				

**2002 KHSAA BOYS' SWEET 16 - Play by Play Report - Period: 3 (pg 2)**  
**Owensboro Red Devils vs. North Hardin High School Trojans**  
**Date: 03/14/2002 Time: 7:00 pm Site: Rupp Arena-Lexington, KY Attendance:**

Name	Action	Action	Score	Clock	Diff	Name	Action	Action
			27-42	3 2:54	-15	Q Smith	FT Made	
			27-43	3 2:54	-16	Q Smith	FT Made	
B Hinton	Turnover			3 2:41				
J Sulkers	FT Made		27-45	3 2:34	-18	A Woodson	FG Made	L Fox Assist
J Sulkers	FT Attempt	D Hunter Off Reb	28-45	3 2:12	-17	M DeMasters	Personal Foul	
D Hunter	Putback Att			3 2:12				
				3 2:09		NoHar	Def Rebound	
				3 2:05		K B Fulks	Enter Game	for M DeMasters
			28-47	3 1:55	-19	A Woodson	Layup Made	
R Eldridge	Turnover	(Traveling)		3 1:49				
			28-49	3 1:38	-21	K B Fulks	Layup Made	
B Hinton	3Pt Made		31-49	3 1:03	-18			
B Hinton	Personal Foul			3 0:58				
				3 0:45		K B Fulks	Turnover	(Bad Pass)
B Hinton	Steal			3 0:43				
D Burnett	Layup Made	B Hinton Assist	33-49	3 0:36	-16			
				3 0:14		L Fox	Turnover	(Violation)
D Hunter	3Pt Attempt			3 0:02		K B Fulks	Def Rebound	

**End of Period Summary Red Devils 33 Trojans 49**

**Largest Lead: Red Devils 28 Trojans 49 (21 pts)**  
**Lead in Period: Red Devils 28 Trojans 49 (21 pts)**  
**7 for 12 oppo pts**  
**5 for 0 pts**  
**3/11 for 27.3 %**  
**1/4 for 25.0 %**

**Turnovers**  
**2nd Chances**  
**Field Goals**  
**Free Throws**

**Lead Changes: 2 Ties: 2**  
**Lead Changes: 0 Ties: 0 (this period)**  
**4 for 2 oppo pts**  
**3 for 2 pts**  
**7/13 for 53.8 %**  
**4/4 for 100 %**

**2002 KHSAA BOYS' SWEET 16 - Play by Play Report - Period: 4 (pg 1)**  
**Owensboro Red Devils vs. North Hardin High School Trojans**  
**Date: 03/14/2002 Time: 7:00 pm Site: Rupp Arena-Lexington, KY Attendance:**

Name	Action	Action	Score	Clock	Diff	Name	Action	Action
A Taylor	Enter Game	for J Sulkers		4 8:00				
D Hunter	Layup Att			4 8:00		M DeMasters	Enter game	for K B Fulks
				4 7:48		A Woodson	Def Rebound	
				4 7:35		Q Smith	FG Attempt	D Guions Off Reb
				4 7:32		D Guions	Turnover	
R Eldridge	Steal			4 7:31				
B Hinton	FG Attempt	Oboro Off Reb		4 7:26				
D Burnett	FG Made	A Taylor Assist	35-49	4 7:01	-14			
D Hunter	Personal Foul		35-50	4 6:51	-15	L Fox	FT Made	
D Hunter	Def Rebound			4 6:51		L Fox	FT Attempt	
A Taylor	FG Attempt	Oboro Off Reb		4 6:43				
A Taylor	FG Made		37-50	4 6:38	-13			
R Eldridge	Personal Foul			4 6:18				
				4 6:18		L Fox	FT Attempt	
B Hinton	Def Rebound			4 6:18		L Fox	FT Attempt	
R Eldridge	3Pt Attempt	Oboro Off Reb		4 6:09				
				4 6:03		NoHar	Time Out	
A Taylor	3Pt Attempt			4 5:53		A Woodson	Def Rebound	
D Burnett	Def Rebound			4 5:42		Q Smith	FG Attempt	
D Hunter	3Pt Attempt			4 5:33		A Woodson	Def Rebound	
			37-52	4 5:28	-15	Q Smith	FG Made	
A Taylor	FG Made	D Burnett Assist	39-52	4 5:09	-13			
			39-54	4 4:51	-15	M DeMasters	FG Made	
A Taylor	FG Made		41-54	4 4:40	-13			
			41-57	4 4:20	-16	L Fox	3Pt Made	M DeMasters Assist
A Taylor	FG Made		43-57	4 4:05	-14			
			43-59	4 3:54	-16	L Fox	Layup Made	
A Taylor	3Pt Attempt			4 3:45		Q Smith	Def Rebound	
				4 3:40		Q Smith	Turnover	
D Hunter	Steal			4 3:39				
D Hunter	FG Attempt			4 3:37		Q Smith	Def Rebound	
			43-61	4 3:14	-18	Q Smith	FG Made	
				4 3:00				
				4 2:55		M DeMasters	Personal Foul	
				4 2:55		K B Fulks	Enter Game	for M DeMasters
A Taylor	FT Attempt	Oboro Deadball Reb		4 2:55				
A Taylor	FT Made		44-61	4 2:55	-17			
D Burnett	Def Rebound			4 2:49		Q Smith	FG Attempt	
				4 2:49		Q Smith	Personal Foul	
D Burnett	3Pt Made	A Taylor Assist	47-61	4 2:34	-14			
B Hinton	Personal Foul		47-62	4 2:26	-15	A Woodson	FT Made	
			47-63	4 2:26	-16	A Woodson	FT Made	
A Taylor	FG Made		49-63	4 2:14	-14			
				4 1:40		A Woodson	3Pt Attempt	K B Fulks Off Reb
D Hunter	Personal Foul			4 1:09				
				4 1:09		K B Fulks	FT Attempt	NoHar Deadball Reb
D Burnett	Def Rebound			4 1:09		K B Fulks	FT Attempt	
A Taylor	3Pt Attempt			4 1:01		L Fox	Def Rebound	
R Eldridge	Personal Foul			4 0:59				
				4 0:59		E Williams	Enter Game	for K B Fulks
			49-64	4 0:59	-15	L Fox	FT Made	
B Hinton	Def Rebound			4 0:59		L Fox	FT Attempt	
D Hunter	3Pt Attempt			4 0:50		E Williams	Def Rebound	

**End of Period Summary Red Devils 49 Trojans 64**

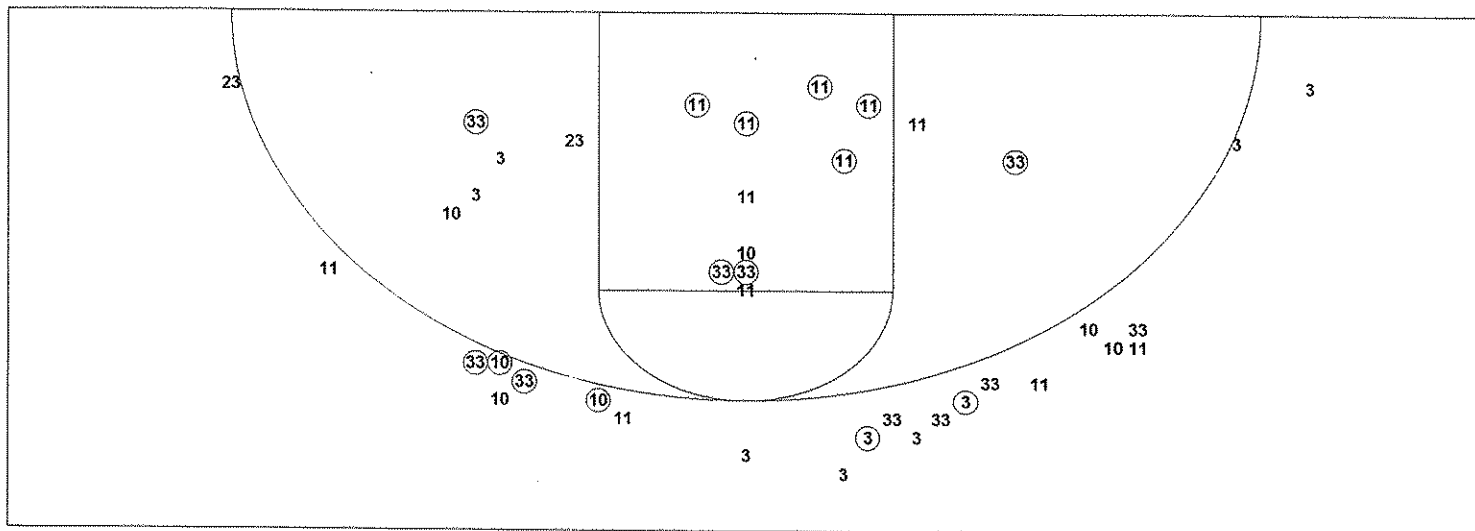
**Largest Lead: Red Devils 28 Trojans 49 (21 pts)**  
**Lead in Period: Red Devils 43 Trojans 61 (18 pts)**  
 0 for 0 oppo pts  
 3 for 0 pts  
 7/17 for 41.2 %  
 1/2 for 50.0 %

**Turnovers**  
**2nd Chances**  
**Field Goals**  
**Free Throws**

**Lead Changes: 2 Ties: 2**  
**Lead Changes: 0 Ties: 0 (this period)**  
 2 for 2 oppo pts  
 2 for 0 pts  
 5/9 for 55.6 %  
 4/10 for 40.0 %

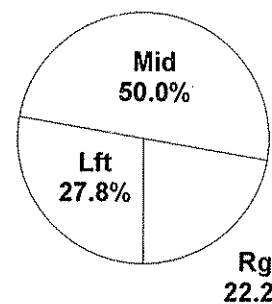



**2002 KHSAA BOYS' SWEET 16 - TEAM SHOT CHART for the Owensboro Red Devils**  
**Owensboro Red Devils vs. North Hardin High School Trojans**  
**DATE: 03/14/2002 TIME: 7:00 pm SITE: Rupp Arena-Lexington, KY**




**Shot Summary      M/A      %      PTS      Scoring Distribution      Scoring Locations**

<b>3Pt FG</b>	6/23	26.1%	18
<b>2Pt FG</b>	12/24	50.0%	24
Layups - L	1/4	25.0%	2
Layups - R	2/2	100.0%	4
Dunks	0/0	0.0%	0
Putbacks	0/1	0.0%	0
<b>Overall Shooting</b>	<b>18/47</b>	<b>38.3%</b>	<b>42</b>
<b>Free Throws</b>	<b>7/12</b>	<b>58.3%</b>	<b>7</b>
<b>Total Points</b>			<b>49</b>

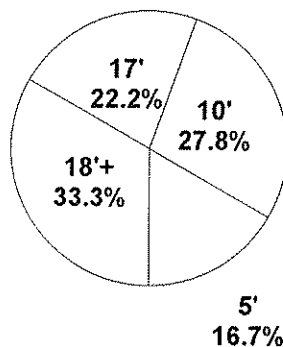


By Period	FG	FGA	FG%	3Pt	3PA	3P%	FT	FTA	FT%	PTS	ORB	DRB	TR	PF	AST	TO	BS	ST	P/S
1st Period	4	12	33.3	2	5	40.0	0	0	0.00	10	2	3	5	4	1	5	0	1	0.83
2nd Period	4	7	57.1	2	5	40.0	5	6	83.3	15	0	2	2	2	2	1	0	2	1.50
3rd Period	3	11	27.3	1	6	16.7	1	4	25.0	8	5	2	7	6	1	7	0	2	0.62
4th Period	7	17	41.2	1	7	14.3	1	2	50.0	16	3	6	9	5	3	0	0	2	0.89
<b>Game</b>	<b>18</b>	<b>47</b>	<b>38.3</b>	<b>6</b>	<b>23</b>	<b>26.1</b>	<b>7</b>	<b>12</b>	<b>58.3</b>	<b>49</b>	<b>10</b>	<b>13</b>	<b>23</b>	<b>17</b>	<b>7</b>	<b>13</b>	<b>0</b>	<b>7</b>	<b>0.92</b>

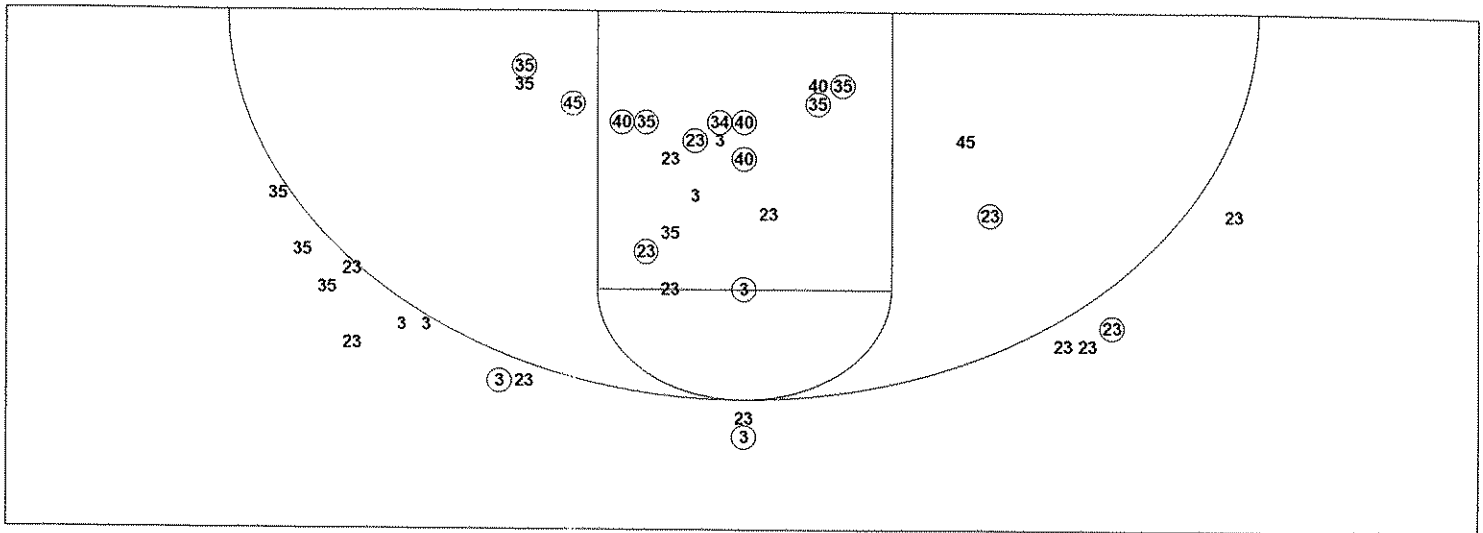
**Scoring Breakdown**



**Scoring Range**

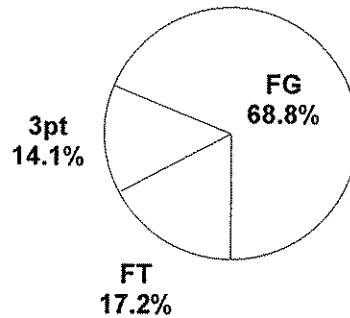


**2002 KHSAA BOYS' SWEET 16 - TEAM SHOT CHART for the North Hardin High School Trojans**  
**Owensboro Red Devils vs. North Hardin High School Trojans**  
**DATE: 03/14/2002 TIME: 7:00 pm SITE: Rupp Arena-Lexington, KY**

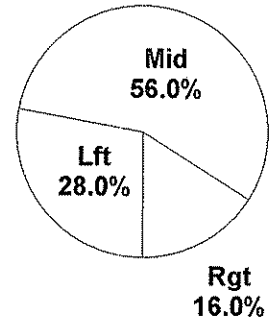


Shot Summary	M/A	%	PTS
3Pt FG	3/15	20.0%	9
2Pt FG	22/35	62.9%	44
Layups - L	4/5	80.0%	8
Layups - R	2/2	100.0%	4
Dunks	0/0	0.0%	0
Putbacks	3/6	50.0%	6
Overall Shooting	25/50	50.0%	53
Free Throws	11/20	55.0%	11
Total Points			64

Scoring Distribution




Scoring Locations



By Period	FG	FGA	FG%	3Pt	3PA	3P%	FT	FTA	FT%	PTS	ORB	DRB	TR	PF	AST	TO	BS	ST	P/S
1st Period	7	17	41.2	1	6	16.7	2	3	66.7	17	5	6	11	2	2	3	1	2	0.94
2nd Period	6	11	54.5	1	4	25.0	1	3	33.3	14	4	3	7	5	2	3	1	0	1.17
3rd Period	7	13	53.8	0	3	0.00	4	4	100	18	3	5	8	2	3	4	0	4	1.20
4th Period	5	9	55.6	1	2	50.0	4	10	40.0	15	2	7	9	2	1	2	0	0	1.07
Game	25	50	50.0	3	15	20.0	11	20	55.0	64	14	21	35	11	8	12	2	6	1.07

Scoring Breakdown



Scoring Range

